

KJ09180

2018 and Up Jeep Wrangler JL

Spring Correction Kit

For Mopar Coil Spring Lift Kit



Bill of Materials		
Part Number	Description	Quantity
07005	Front Driver Side Coil Spring Corrector	1
07007	Front Passenger Side Coil Spring Corrector	1

Required Tools
Floor Jack
Jack Stands
Wheel Chocks
Metric Tool set



Pre-Install Procedure


1. Inspect all components in the kit
2. Note Driver and Passenger Side Coil Spring Correctors
 - a. 07005: Driver Side
 - b. 07007: Passenger Side

Installation


3. Chock rear wheels
4. Remove front driver side wheel
5. Support front axle
6. Remove brake line bracket from control arm



7. Remove sway bar end link



8. Remove lower shock mount




9. Raise Vehicle frame and/or lower front axle to remove coil spring
 - a. Unplug or disconnect any clips, hoses, electrical connectors/cables, etc. as necessary



10. Remove bottom coil spring isolator



11. Install Daystar front driver side coil spring corrector (Part Number: 07005)
 - a. Note guide pins for factory line up



12. Install coil spring
 - a. Note factory line up on Daystar lower coil spring corrector



13. Reinstall sway bar end link
14. Reinstall lower shock mount
15. Reinstall brake line bracket to control arm
16. Verify that all bolts are torqued to proper specifications
17. Reinstall wheel
18. Repeat process for passenger side

Congratulations, you have successfully installed the Kit.

Thank you for choosing Daystar Products

Daystar recommends a certified technician install this system. In addition to these instructions, professional knowledge of disassemble/reassembly procedures as well as post installation checks must be known. Attempts to install this system without this knowledge and expertise may jeopardize the integrity and/or operating of the vehicle.

Please read all the instructions before beginning the installation. Check the kit hardware against the parts list. Be sure you have all the needed parts and understand where they go. If anything is missing, do not proceed with the installation, Call Daystar Products to obtain needed items.

Product Use Information

As a general rule, the taller a vehicle is the easier it will roll. We strongly recommend, because of rollover possibility, that seat belts and shoulder harness be worn at all times. Avoid situations where a side rollover may occur.

Braking performance and capabilities are decreased when significantly large/heavier tires and wheels are used. Take this into consideration while driving. Also, speedometer recalibration is necessary when larger tires are installed.

Do not add, alter, or fabricate any factory or after-market parts which increase vehicle height over the intended height of the Daystar Product purchased. Mixing component brands, lifts, and/or combining body lift with suspension lift voids all warranties. Daystar makes no claims regarding lifting devices and excludes any and all implied claims. We will not be responsible for any products that is altered.

Notice to Dealer and Vehicle Owner

Any vehicle equipped with any Daystar Product must have the "Warning to driver" decal installed on the sun visor or dash. The decal is to act a constant reminder for whoever is operating the vehicle of its unique handling characteristics. **INSTALLING DEALER**— It is your responsibility to install the warning decal and forward these instructions on to the vehicle owner for review and to be kept in the vehicle for service life.

After installation occurs, a qualified alignment facility is required to align the vehicle to factory specs.



Thanks for using our kit!



WARNING

This vehicle has been modified to enhance its performance. The steering, braking and handling of this vehicle will differ from standard passenger cars and trucks. This vehicle handles differently from an ordinary vehicle in driving conditions which may occur on streets, highways and off road. Avoid unnecessary abrupt maneuvers, sudden stops, sharp turns and other driving conditions that could cause loss of control, possibly leading to a roll over or other accident that could result in serious injury or death to driver and passengers. If larger tires are installed the speedometer will read lower than the vehicles actual speed.

DRIVE WITH CARE, REDUCE SPEED AND WEAR SEAT BELTS AT ALL TIMES