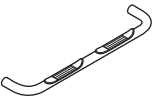


0103-0790

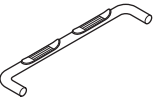
3" ROUND TUBE

Raptor
Series

Components:



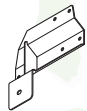
Driver Side
Step Bar
Qty 1



Passenger Side
Step Bar
Qty 1



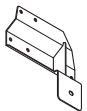
Driver Side
Front Bracket
Qty 1



Driver Side
Rear Bracket
Qty 1



Passenger Side
Front Bracket
Qty 1



Passenger Side
Rear Bracket
Qty 1

Hardware:



M14 x 60 mm
Hex Head Bolts
Qty 4



M8 Hex Head Nut
Qty 18



M14 Flat Washers
Qty 4



M8 Flat Washers
Qty 18



M14 Lock Washers
Qty 4

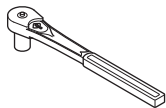


M8 Lock Washers
Qty 18

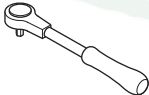


Plastic Washers
Qty 12

Tools Required:



RATCHET



TORQUE
WRENCH



13MM SOCKET



22MM SOCKET

Torque Specifications:

For Rocker Panel Mount Installations
M8 through M12 bolts and nuts are set to 15-20 ft lbs.

Note: When installing the brackets and bars, all hardware must be left loose until all the items are attached.

1. Remove all contents from the package and check stainless steel tubes for any damage. Also, verify that all components and hardware listed above are included before you begin installation.

Begin on driver side of vehicle.

